



Roll and Move


Roll the die and follow the direction given for the number rolled. Repeat multiple times until your child has a good understanding of the underlined words.




Put the object on the paper.




Hold the object up in the air.



Put the object beside your paper.



Put the object between the paper and the die.



Put the object next to the die.



Put the object under the table.