


ED YOUNG

# Seven Blind Mice

Scholastic 0-990-46971-1



SCHOLASTIC

**SEVEN BLIND MICE**  
**SIETE CIEGO MICE**

1. One day seven blind mice were surprised to find a strange something by their pond, "Oh what is it?" they cried, and they all ran home.  
Un dia siete mice ciego estan sorpresa encuentran un extrano algo por sus estanque. "Oh que es esto?" ellos gritan y todo ellos carrera a casa.
2. On Monday Red Mouse went first to find out.  
En lunes Raton Rojo sale primero encuentra.
3. "It's a pillar", he said. No one belived him.  
Este es un columna. Un nada cree el.
4. On Tuesday, Green Mouse set out. He was the second to go.  
En martes, Raton Verde sale. El es un siguiendo a sale.
5. "It's a snake" he said.  
"El es un serpiente" el dice.
6. No said Yellow Mouse on Wed.  
No dice, Raton Amarillo en mircoles.
7. It's a spear. He was the third to go.  
El es un lanza. El es tercero a sale.
8. The fourth was Purple Mouse. He went on Thursday.  
En jueves el Raton Morado es cuarto a sale.
9. "It is a great cliff" he said.  
"Es el un acantilado grande," el dice.
- 10 Orange Mouse went on Friday, the fifth to go.  
Raton Anaranjado sale en viernes. El es quinto para a sale.
- 11 "It is a fan" he said. "I felt it move."  
"El es un abanico" el dice. "Yo fieltro el movimiento."
- 12 The sixth to go was Blue Mouse.  
El Raton Azual es el sexto a sale.
- 13 He went on Saturday and said "It is nothing but a rope."  
El sale en sabado y dice 'El es nada pero un cuerda.'

## MULTIPLE INTELLIGENCES

### VERBAL LINGUISTIC LEARNER

Read the story - SEVEN BLIND MICE to your child using the ribbons for the color of each of the mice. Then ask your child to tell you the story in his or her own words using the ribbons.

### LOGICAL MATHEMATICAL LEARNER

Read the story - SEVEN BLIND MICE to your child using the ribbons for the color of each of the mice. Then ask your child to count each of the ribbons and tell you how many mice are in the story.

### VISUAL SPATIAL LEARNER

Read the story - SEVEN BLIND MICE to your child using the ribbons for the color of each of the mice. Then ask your child to draw a picture of the seven blind mice using the seven different colors of the ribbons to draw his or her picture.

### PHYSICAL LEARNER

Read the story - SEVEN BLIND MICE to your child using the ribbons for the color of each of the mice. Then ask your child to walk like the elephant using their arms for the trunk, then to move their arms like a snake for the trunk, then to rock side to side like a fan for the ears, then to wiggle their hips like a rope for the tail, then to make the two tusks of the elephant with their arms. Ask your child to name the different body parts of the elephant in the story.

### MUSICAL / RHYTHMIC LEARNER

Read the story - SEVEN BLIND MICE to your child using the ribbons for the color of each of the mice. Then ask your child to say with you the days of the week while clapping two times to the name of each day.

### SOCIAL LEARNER

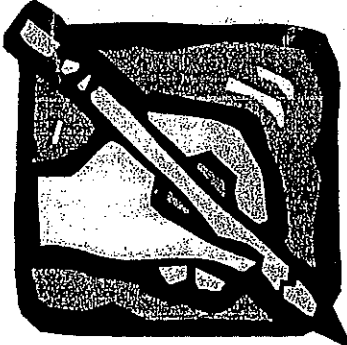
Read the story - SEVEN BLIND MICE to your child using the ribbons for the color of each of the mice. Then ask your child to get everybody in the family to be the mice and the elephant and act out the story.

### INDEPENDENT LEARNER

Read the story - SEVEN BLIND MICE to your child using the ribbons for the color of each of the mice. Then ask your child to make up his or her own story using the seven colors of the ribbons in the story. Remind your child that there is a beginning, middle and end to all stories and songs.

REMEMBER TO TELL YOUR CHILD WHAT A GOOD JOB THEY DID.

## The Verbal Learner




*Enjoys using language, both written and spoken*

**Verbal learner favorite activities:**

- ▼ Reading, writing, and telling stories
- ▼ Writing poems and litanies
- ▼ Completing sentences
- ▼ Memorizing names, dates, Bible verses and trivia
- ▼ Keeping a journal

**Becomes frustrated without verbal stimulation and challenging concepts**

## The Independent Learner




*Enjoys private time to think*

**Independent learner favorite activities:**

- ▼ Prayer, meditation, reflection
- ▼ Focusing on inner feelings
- ▼ Working independently
- ▼ Identifying with character in story
- ▼ Journaling
- ▼ Research projects

**Generally stay to themselves even when group activities are going on. Respect their private time, but encourage them to join into small groups**

## The Social Learner




*Learns best on a team*

**Social learner favorite activities:**

- ▼ Interviews
- ▼ Discussion and dialogue
- ▼ Asking and answering questions
- ▼ Cooperative learning games
- ▼ Brainstorming ideas
- ▼ Working together in small groups
- ▼ Parties and celebrations
- ▼ Service projects

**Is stifled by long periods of silent study**

## The Visual Learner



*Sees information in terms of colors, pictures, and symbols*

**Visual learner favorite activities:**

- ▼ Drawing and art activities
- ▼ Designing and building models
- ▼ Watching videos
- ▼ Mazes
- ▼ Maps, charts, posters and timelines
- ▼ Learning about symbols

**Too much printed material and too much writing discourages learning**

## The Physical Learner



Prefers to learn by manipulating objects


**Physical learner favorite activities:**

- ▼ Physical activities
- ▼ Crafts
- ▼ Motions with songs, stories, and prayers

- ▼ Touching objects
- ▼ Dancing
- ▼ Marching and waving streamers
- ▼ Role-playing and drama
- ▼ Pantomime
- ▼ Fingerplays

Too much sitting for too long can cause this child to tune out

## The Logical Learner



Is logical and precise; abstract thinker

**Logical Learner favorite activities:**

- ▼ Number and word puzzles
- ▼ Experiments
- ▼ Working with numbers and math
- ▼ Problem solving
- ▼ Exploring patterns and relationships
- ▼ Step-by-step explanations

Finds it difficult to function in arenas of confusion or chaos, unspecified goals

## The Musical Learner



Enjoys being surrounded by sound when learning

**Musical learners favorite activities:**

- ▼ Singing, humming, and listening to music

- Writing songs
- Making and playing musical instruments
- Learning Bible verses set to music
- Listening to and learning story-songs
- Rapping
- Writing new words to familiar tunes
- Learning hymns
- Rhythm

Lectures and long amounts of seat work are boring to this learner

*Every person has the capacity to learn in many different ways. As we grow, we develop preferred ways of learning that are the most comfortable and the most effective.*